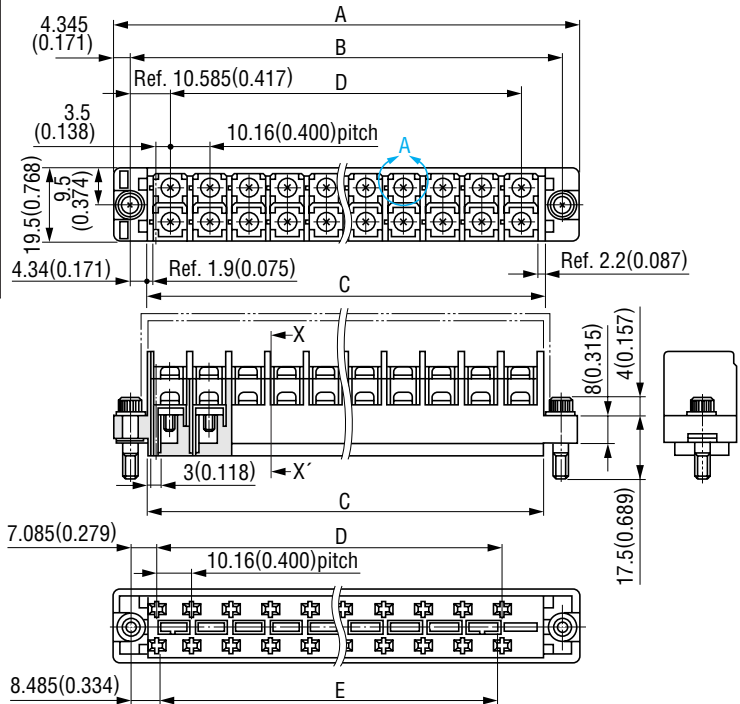


Unit:mm(inch)



ORDER CODE

7010-160-F

- F:** RoHS Compliance
- Contact name:** 160: Receptacle
- No. of contacts:** 012: 12 pin, 020: 20 pin, 036: 36 pin
- Series name:** 7010: 10.16mm pitch terminal connector (Receptacle)

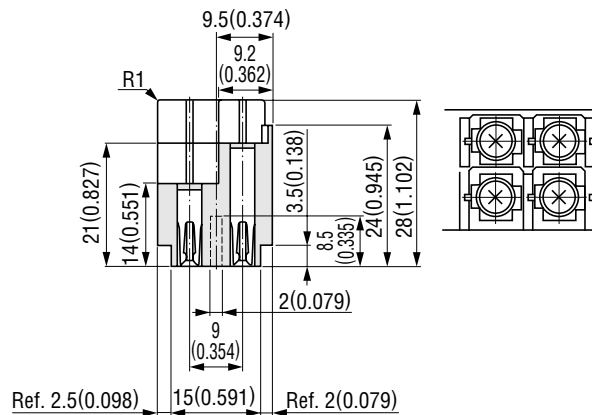
SPECIFICATIONS

- Insulator:** Glass-filled PBT (UL94V-0)
- Contact material:** Copper alloy
- Contact plating:** Gold over nickel (A part)
- <Capital clamp screw>:** (Material) Steel (Finish) Three value chromium plating
- <Jack screw>:** (Material) Brass (Finish) Nickel plating
- Current rating:** 5A per contact
- Contact resistance:** 16mΩ max.
- Dielectric Withstanding voltage:** 2000V AC for 1 minute
- Insulation resistance:** 5000MΩ min. at 500V DC
- Insertion force:** 454g max./pair
- Withdrawal force:** 57g min./pair

*RoHS compliance

X-X' Cross Section


Detail of Area A



Packaging style
Other

Product Table / Dimensions

No. of contacts	Part Number	A	B	C	D	E	Number of packaging
12	7010-012-160-F	81.08 (3.192)	72.39 (2.850)	63.43 (2.497)	50.80 (2.000)	48.80 (1.921)	45
20	7010-020-160-F	121.72 (4.792)	113.03 (4.450)	104.07 (4.097)	91.44 (3.600)	89.44 (3.521)	30
36	7010-036-160-F	203.00 (7.992)	194.31 (7.650)	185.35 (7.297)	172.72 (6.800)	170.72 (6.721)	15

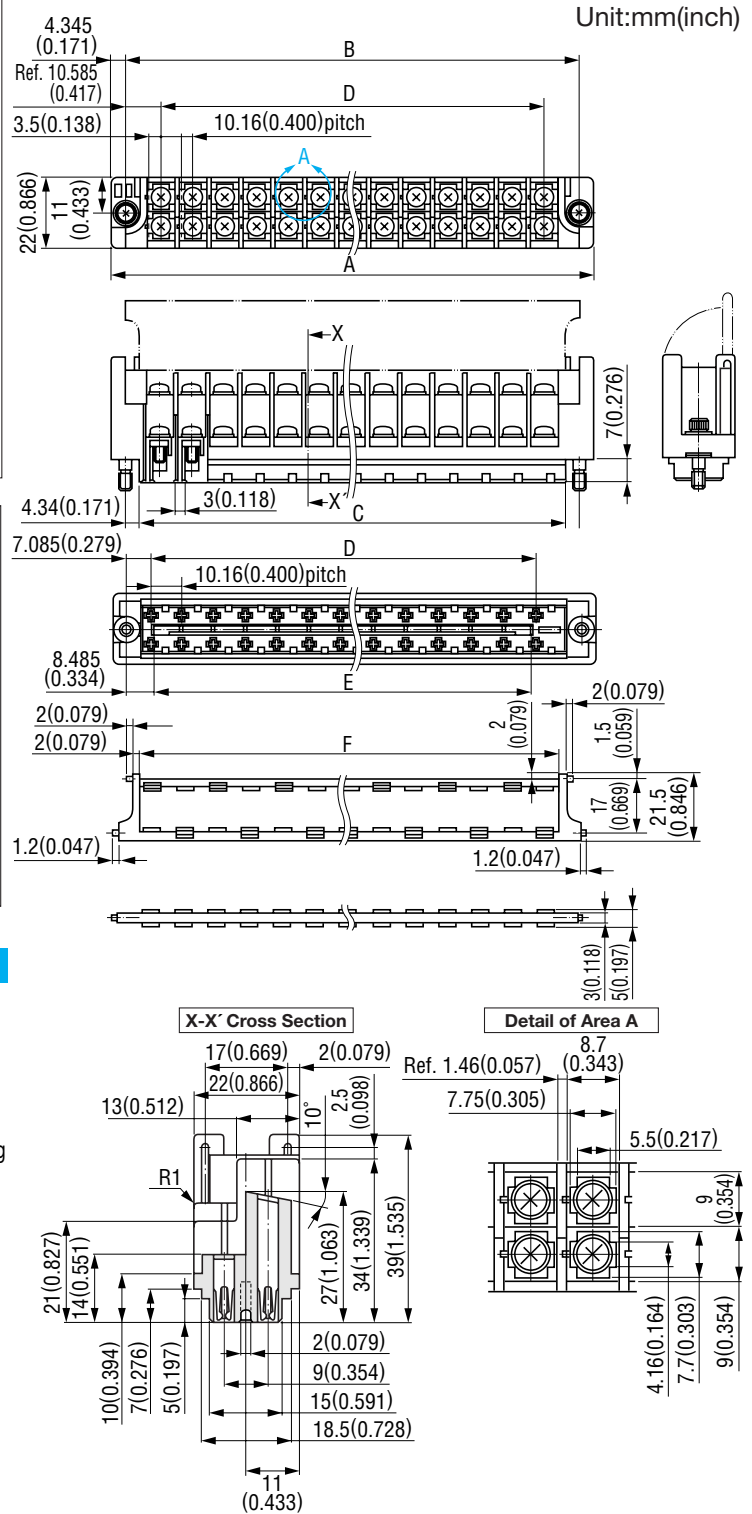

ORDER CODE
7030- -160-F

- **F** : RoHS Compliance
- Contact name
160 : Receptacle
- No. of contacts
012 : 12 pin
020 : 20 pin
036 : 36 pin
- Series name
7030 : 10.16mm pitch terminal connector
(Receptacle)

SPECIFICATIONS

- Insulator : Glass-filled PBT (UL94V-0)
- Contact material : Copper alloy
- Contact plating : Gold over nickel (A part)
<Capital clamp screw>: (Material) Steel
(Finish) Three value chromium plating
<Jack screw> : (Material) Brass
(Finish) Nickel plating
- Current rating : 5A per contact
- Contact resistance : 16mΩ max.
- Dielectric Withstanding voltage: 2000V AC for 1 minute
- Insulation resistance : 5000MΩ min. at 500V DC
- Insertion force : 454g max./pair
- Withdrawal force : 57g min./pair

*RoHS compliance




Packaging style
Other

Product Table / Dimensions

No. of contacts	Part Number	A	B	C	D	E	F	Number of packaging
12	7030-012-160-F	81.08 (3.192)	72.39 (2.850)	63.43 (2.497)	50.80 (2.000)	48.80 (1.921)	58.30 (2.295)	27
20	7030-020-160-F	121.72 (4.792)	113.03 (4.450)	104.07 (4.097)	91.44 (3.600)	89.44 (3.521)	99.30 (3.909)	18
36	7030-036-160-F	203.00 (7.992)	194.31 (7.650)	185.35 (7.297)	172.72 (6.800)	170.72 (6.721)	180.40 (7.102)	9

Unit:mm(inch)



ORDER CODE

7011- -161L-F

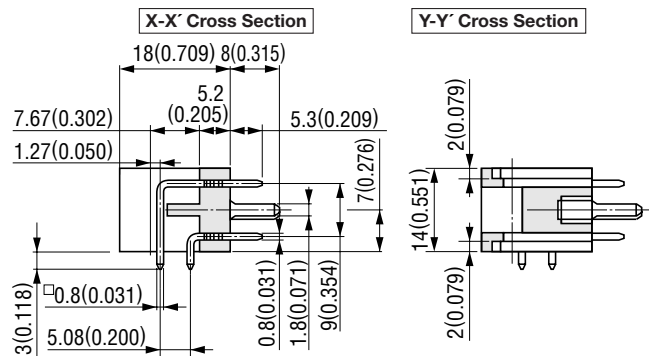
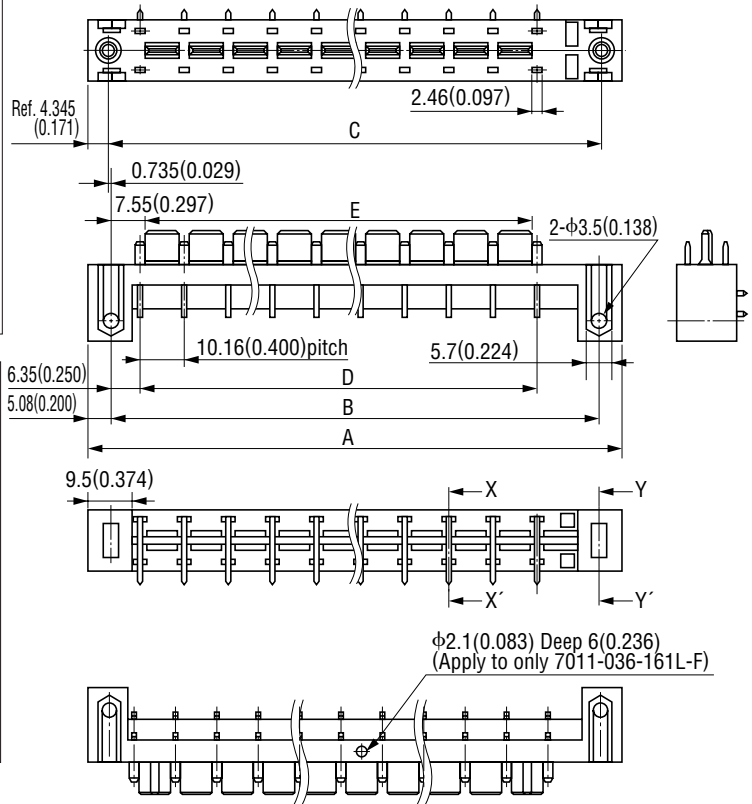
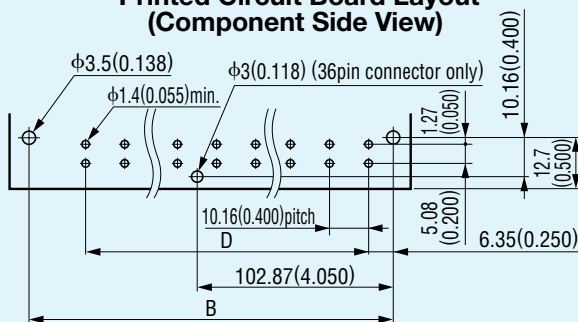
- **F** : RoHS Compliance
- Angle direction
L : Left
- No. of contacts
012 : 12 pin
020 : 20 pin
036 : 36 pin
- Series name
7011 : 10.16mm pitch terminal connector (Header)

SPECIFICATIONS

- Insulator : Glass-filled PBT (UL94V-0)
- Contact material : Copper alloy
- Contact plating : Gold over nickel
- Current rating : 5A per contact
- Contact resistance : 16mΩ max.
- Dielectric Withstanding voltage: 2000V AC for 1 minute
- Insulation resistance : 5000MΩ min. at 500V DC
- Insertion force : 454g max./pair
- Withdrawal force : 57g min./pair

*RoHS compliance

Printed Circuit Board Layout (Component Side View)

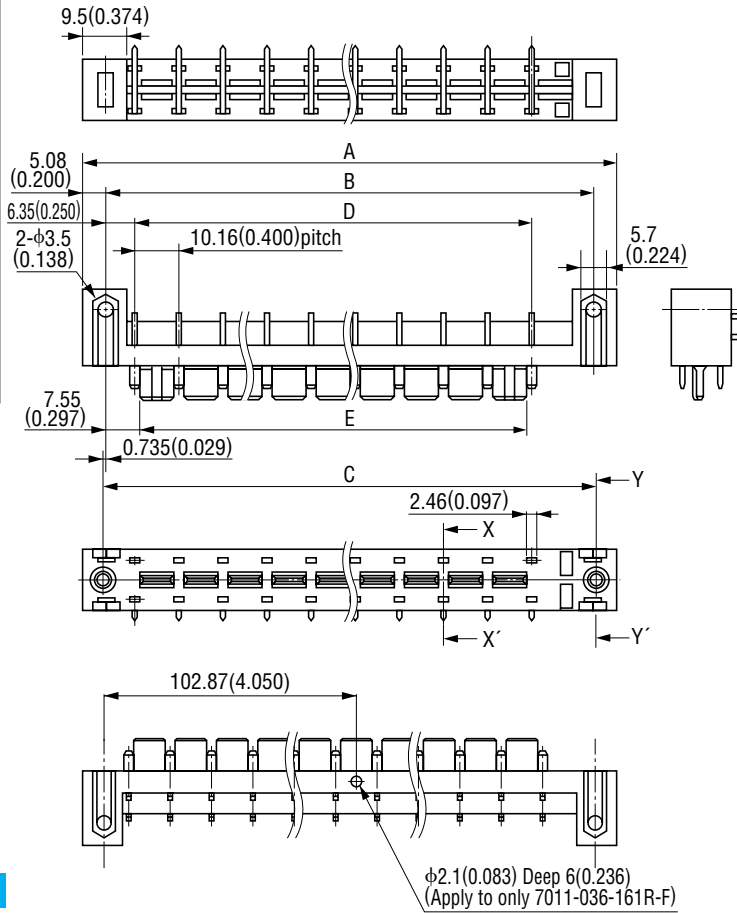



Packaging style
Other

Product Table / Dimensions

No. of contacts	Part Number	A	B	C	D	E	Number of packaging
12	7011-012-161L-F	81.08 (3.192)	71.12 (2.800)	72.39 (2.850)	50.80 (2.000)	48.50 (1.909)	90
20	7011-020-161L-F	121.72 (4.792)	111.76 (4.400)	113.03 (4.450)	91.44 (3.600)	89.14 (3.509)	60
36	7011-036-161L-F	203.00 (7.992)	193.04 (7.600)	194.31 (7.650)	172.72 (6.800)	170.42 (6.709)	30

Unit:mm(inch)

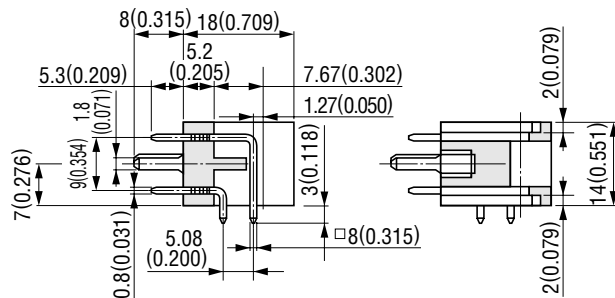
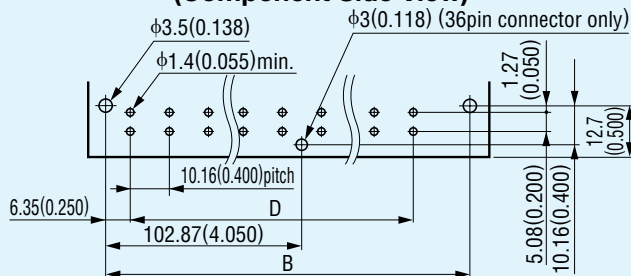

ORDER CODE
7011- -161R-F

- F : RoHS Compliance
- Angle direction
R : Right
- No. of contacts
012 : 12 pin
020 : 20 pin
036 : 36 pin
- Series name
7011 : 10.16mm pitch terminal connector (Header)

SPECIFICATIONS

- Insulator : Glass-filled PBT (UL94V-0)
- Contact material : Copper alloy
- Contact plating : Gold over nickel
- Current rating : 5A per contact
- Contact resistance : 16m Ω max.
- Dielectric Withstanding voltage: 2000V AC for 1 minute
- Insulation resistance : 5000M Ω min. at 500V DC
- Insertion force : 454g max./pair
- Withdrawal force : 57g min./pair

*RoHS compliance

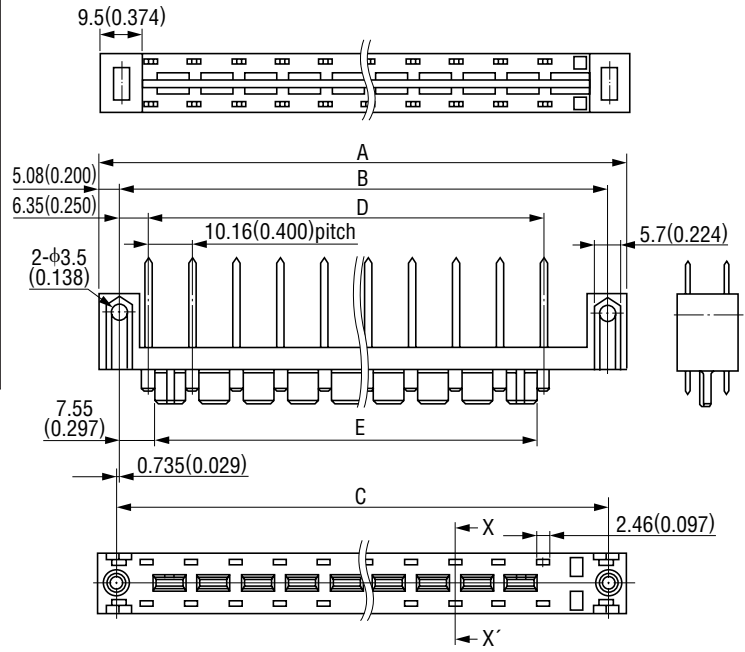
X-X' Cross Section
Y-Y' Cross Section

Printed Circuit Board Layout (Component Side View)


Packaging style
Other

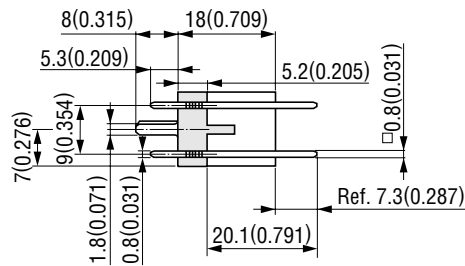
Product Table / Dimensions

No. of contacts	Part Number	A	B	C	D	E	Number of packaging
12	7011-012-161R-F	81.08 (3.192)	71.12 (2.800)	72.39 (2.850)	50.80 (2.000)	48.50 (1.909)	90
20	7011-020-161R-F	121.72 (4.792)	111.76 (4.400)	113.03 (4.450)	91.44 (3.600)	89.14 (3.509)	60
36	7011-036-161R-F	203.00 (7.992)	193.04 (7.600)	194.31 (7.650)	172.72 (6.800)	170.42 (6.709)	30

Unit:mm(inch)



X-X' Cross Section



ORDER CODE

7011-163-F

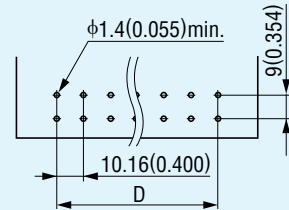
- **F** : RoHS Compliance
- Contact name
163 : Header (Straight)
- No. of contacts
012 : 12 pin
020 : 20 pin
036 : 36 pin
- Series name
7011 : 10.16mm pitch terminal connector (Header)

SPECIFICATIONS

- Insulator : Glass-filled PBT (UL94V-0)
- Contact material : Copper alloy
- Contact plating : Gold over nickel
- Current rating : 5A per contact
- Contact resistance : 16mΩ max.
- Dielectric Withstanding voltage: 2000V AC for 1 minute
- Insulation resistance : 5000MΩ min. at 500V DC
- Insertion force : 454g max./pair
- Withdrawal force : 57g min./pair

*RoHS compliance

Printed Circuit Board Layout (Component Side View)

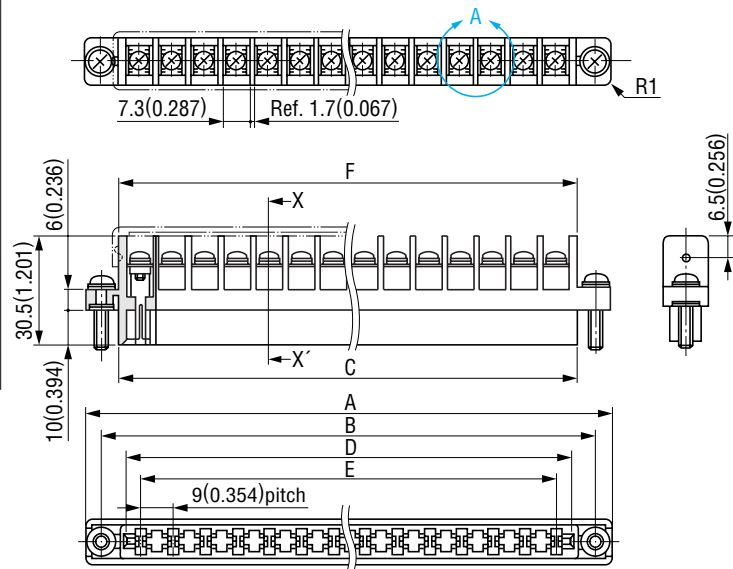



Packaging style
Other

Product Table / Dimensions

No. of contacts	Part Number	A	B	C	D	E	Number of packaging
12	7011-012-163-F	81.8 (3.192)	71.12 (2.800)	72.39 (2.850)	50.80 (2.000)	48.50 (1.909)	50
20	7011-020-163-F	121.72 (4.792)	111.76 (4.400)	113.03 (4.450)	91.44 (3.600)	89.14 (3.509)	30
36	7011-036-163-F	203.00 (7.992)	193.04 (7.600)	194.31 (7.650)	172.72 (6.800)	170.42 (6.709)	20

Unit:mm(inch)

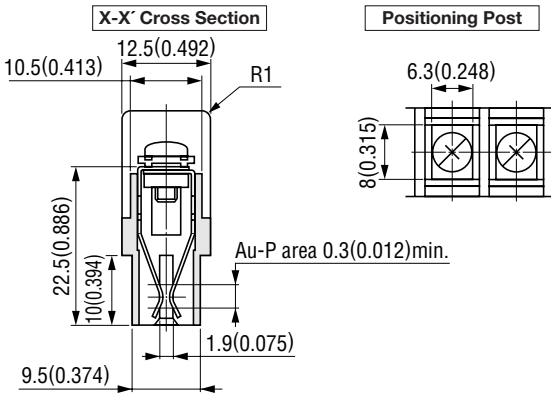
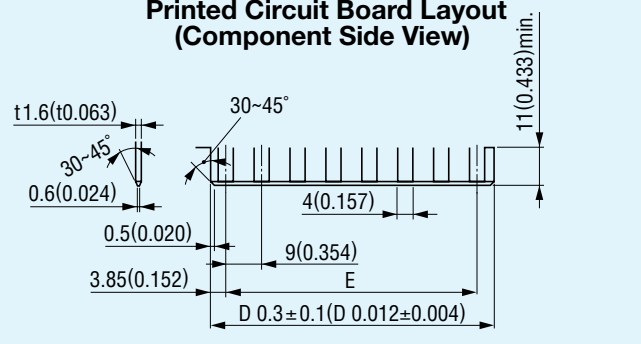

ORDER CODE
7040-020-165-F

- **F** : RoHS Compliance
- Contact name
165
- No. of contacts
020 : 20 pin
- Series name
7040 : 9.0mm pitch terminal connector

SPECIFICATIONS

- Insulator : Glass-filled PBT (UL94V-0)
- Cover : Polycarbonate
- Contact material : Copper alloy
- Contact plating : Gold over nickel (A part)
 - <Capital clamp screw>: (Material) Steel
(Finish) Zinc-chromate plating
 - <Jack screw> : (Material) Steel
(Finish) Zinc-chromate plating
- Current rating : 10A per contact
- Contact resistance : 16mΩ max.
- Dielectric Withstanding voltage: 2000V AC for 1 minute
- Insulation resistance : 1000MΩ min. at 500V DC
- Insertion force : 410g max./pair
- Withdrawal force : 65g min./pair

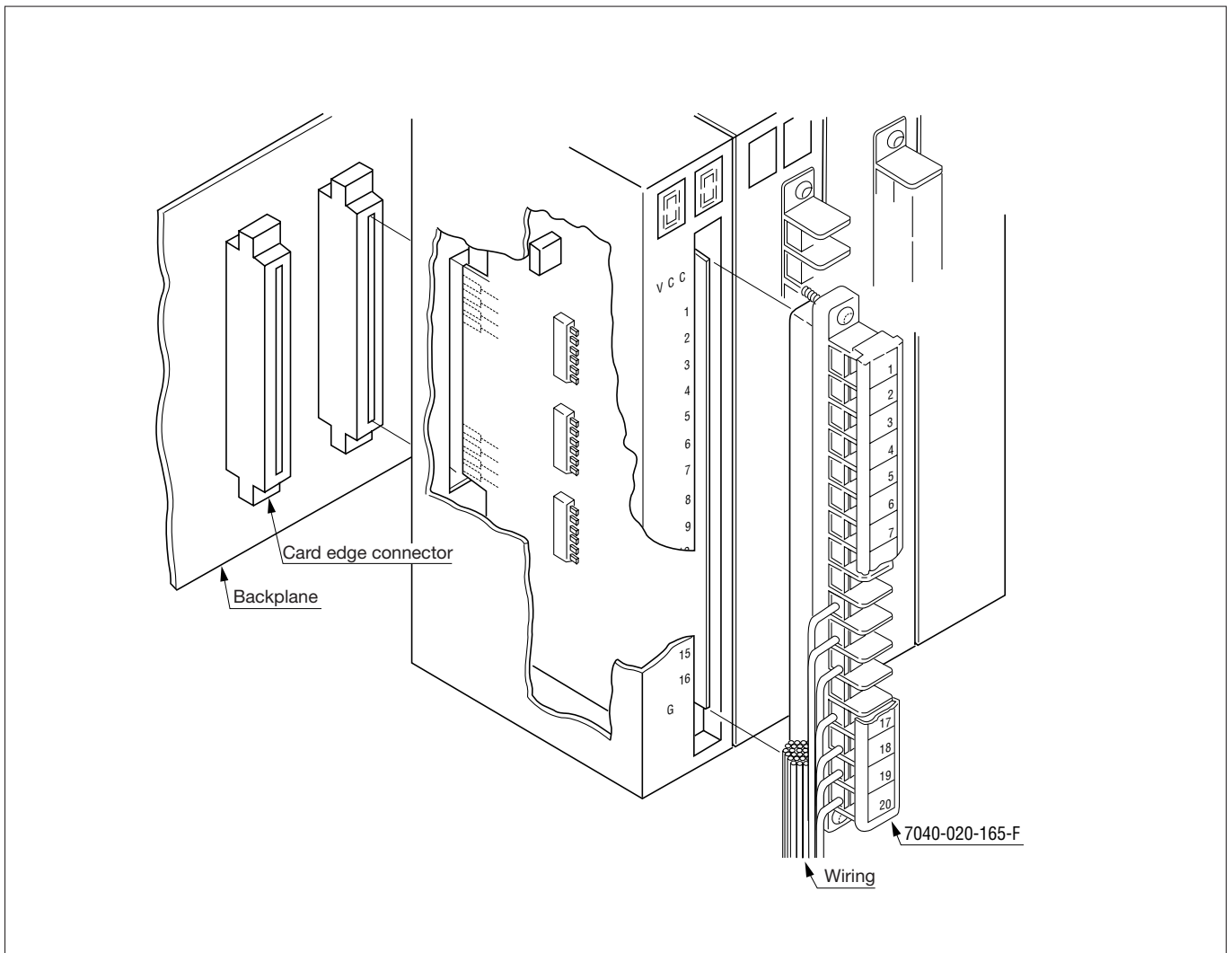
*RoHS compliance


Printed Circuit Board Layout (Component Side View)


Packaging style
Other

Product Table / Dimensions

No. of contacts	Part Number	A	B	C	D	E	F	Number of packaging
20	7040-020-165-F	202.0 (7.953)	193.0 (7.598)	183.0 (7.205)	179.0 (7.047)	171.0 (6.732)	182.0 (7.165)	24



7000 series product table & combination

Receptacle (Terminal side)		Header (Board side)	
7010-□□□-160-F	○ ○	7011-□□□-161 R-F•L-F	
7030-□□□-160-F	○ ○	7011-□□□-163-F	